







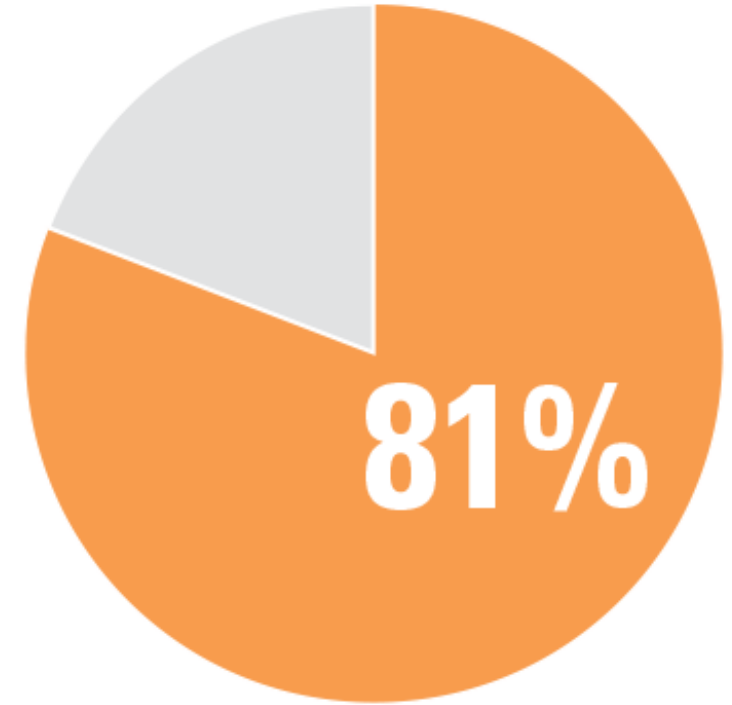
MORE THAN HALF

of CSU students are
students of color



ONE-THIRD

of undergraduates are the first
in their families to attend



81 PERCENT

of undergraduates
receive the financial aid

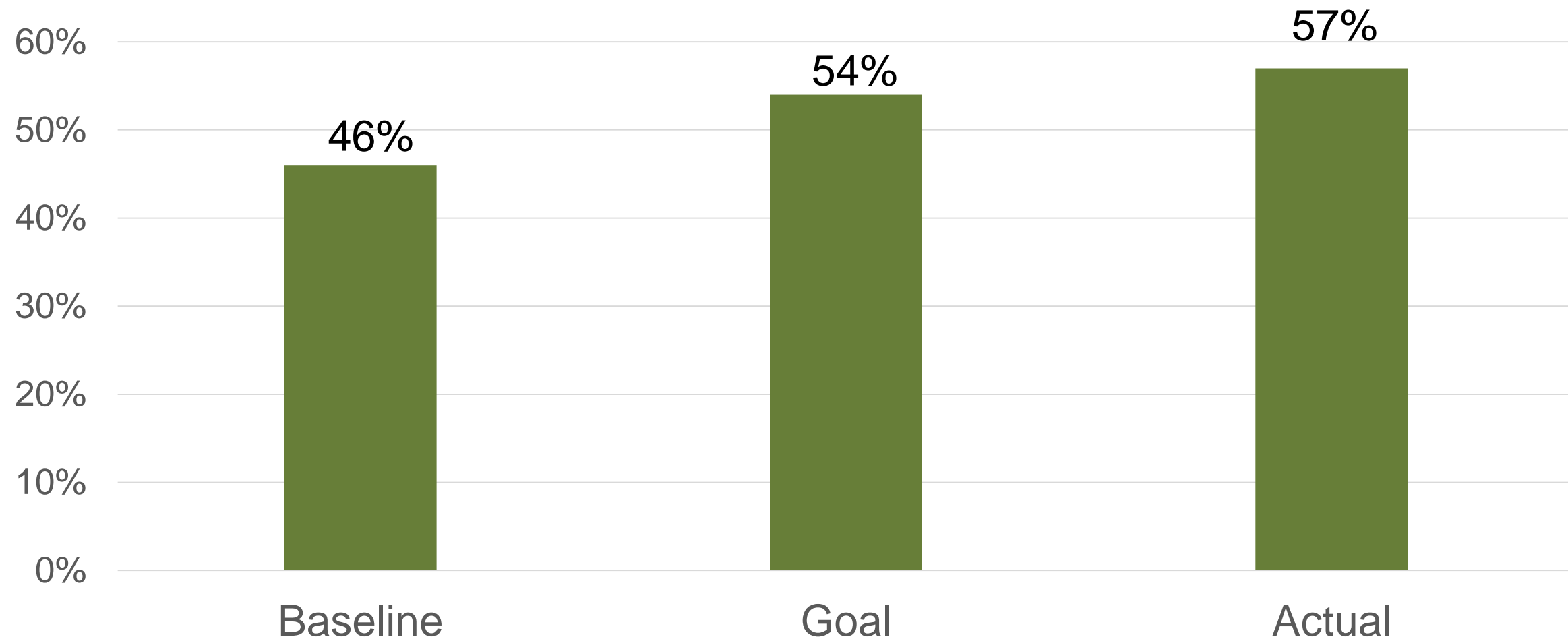
2009 Graduation Initiative Goals

By 2015...

- Improve 6-year graduation rates for all CSU first-time freshmen by eight percentage points
- Reduce the completion rate gap for African American, Latino and Native American students compared to their peers

2009 Graduation Initiative Results

Three Percentage Points Above our Goal





The California State University
GRADUATION INITIATIVE 2025

Graduation Initiative 2025 Advisory Committee



Lillian Kimbell
Trustee
CSU Board of Trustees



Peter Taylor
Trustee
CSU Board of Trustees



Karen Haynes
President
CSU San Marcos



Lisa Rossbacher
President
Humboldt State



Chukuka S. Enwemeka
Provost
San Diego State University



Lynn Mahoney
Provost
CSU Los Angeles



Luoluo Hong
VP Student Affairs
San Francisco State



Berenecea Johnson Eanes
VP Student Affairs
CSU Fullerton



Kris Krishnan
AVP Institutional Research, Planning and Assessment
CSU Bakersfield



Muriel Lopez-Wagner
AVP Institutional Effectiveness
CSU San Bernardino



Christine Miller
ASCSU Incoming Chair
Professor
CSU Sacramento



Jodie Ullman
ASCSU Professor
CSU San Bernardino



Mark Van Selst
ASCSU Professor, San Jose State



Taylor Herren
CSSA Outgoing President Student, CSU Chico



David Lopez
CSSA Incoming President Student, CSU East Bay



Michael Pratt
ASI President Student, CSU Chico

ADVISORY COMMITTEE GUIDING PRINCIPLES

1

Set goals that are ambitious, challenging and realistic

2

Sustain a high level of academic rigor

3

Provide access to opportunity

4

Meet our students where they are, while helping them to graduate in a timely manner

5

Understand that goals will require increased resources, intentionality and innovation, along with a relentless focus on student success

GOAL SETTING – PEER BENCHMARKING

CSU Peer Benchmarking

4-Year Graduation Rates for Sonoma

CSU Peer Comparisons

Historical Trends

Projected Trends

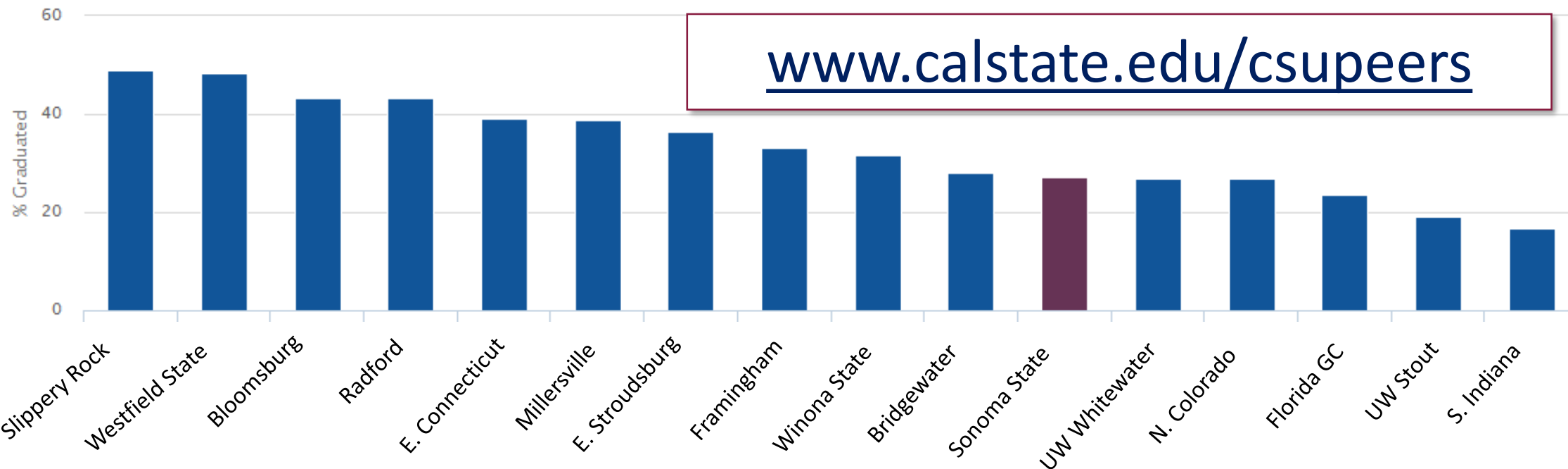
Chart Explanations

Data Tables

Methodology

4-Year Graduation Rate for First-Time, Full-Time Freshmen

2008 Cohort



www.calstate.edu/csupeers

GRADUATION INITIATIVE 2025 GOALS

Freshmen

4-Year Goal:

6-Year Goal:




2017 Rate:
23%

2017 Rate:
59%

Transfers

2-Year Goal:

4-Year Goal:



2017 Rate:
35%

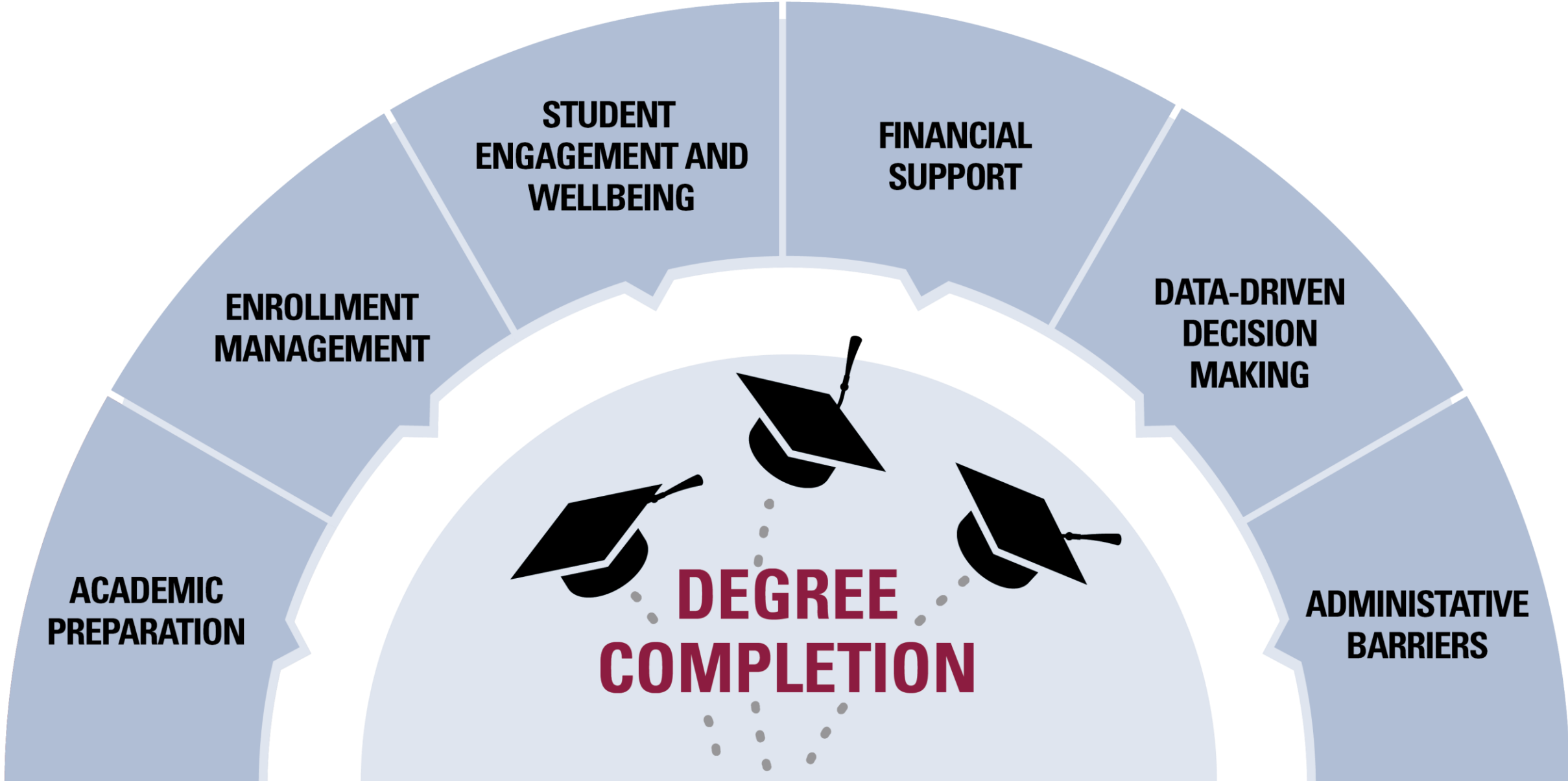
2017 Rate:
75%

Achievement Gaps: 0 Points



The California State University

GRADUATION INITIATIVE 2025



**ACADEMIC
PREPARATION**

**ENROLLMENT
MANAGEMENT**

**STUDENT
ENGAGEMENT AND
WELLBEING**

**FINANCIAL
SUPPORT**

**DATA-DRIVEN
DECISION
MAKING**

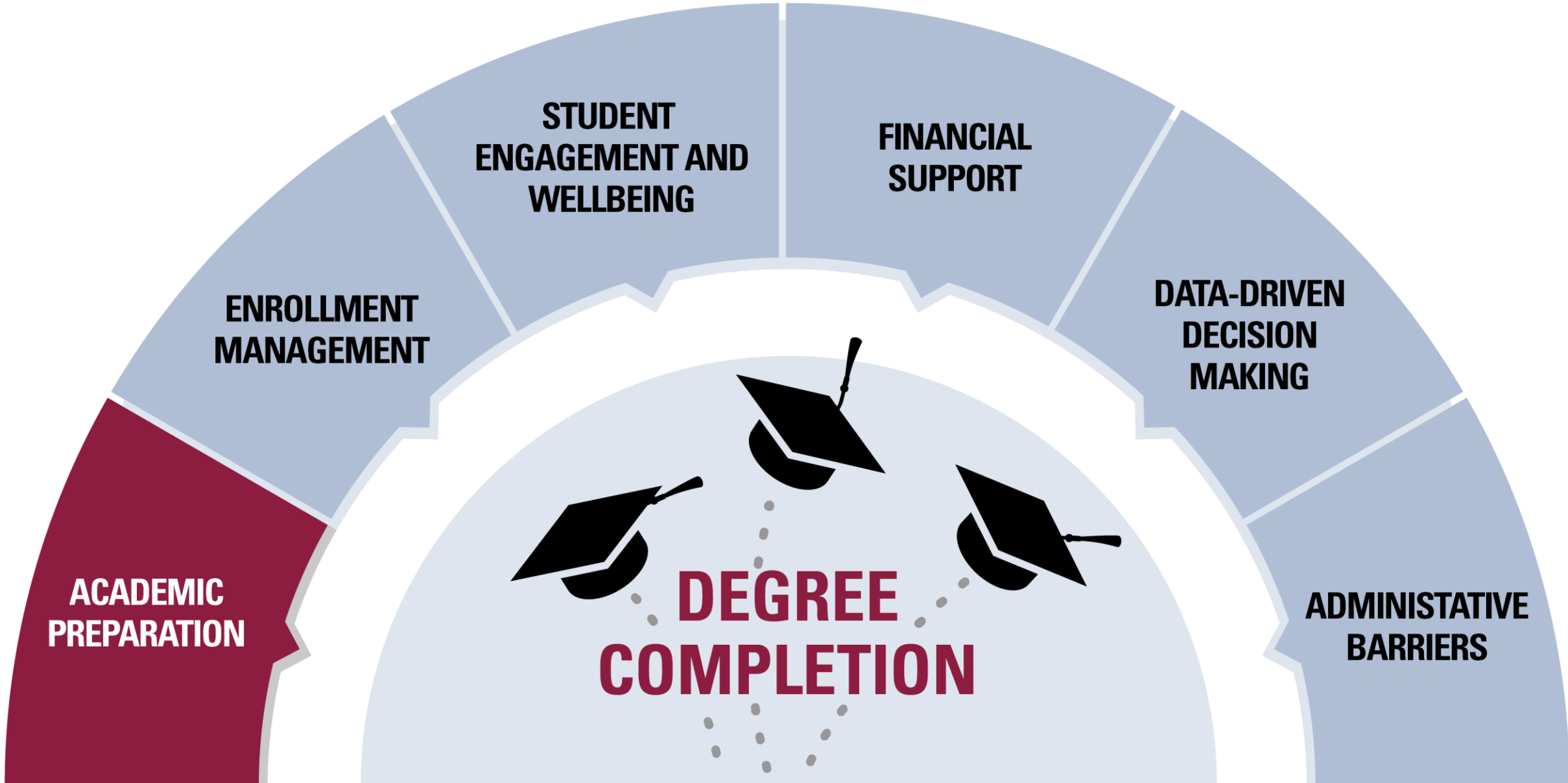
**ADMINISTRATIVE
BARRIERS**

**DEGREE
COMPLETION**



The California State University

GRADUATION INITIATIVE 2025



Policy Changes to Academic Preparation

- Revised the methods for assessment and placement
- Strengthened CSU summer programming
- Discontinued stand-alone developmental education courses for no credit

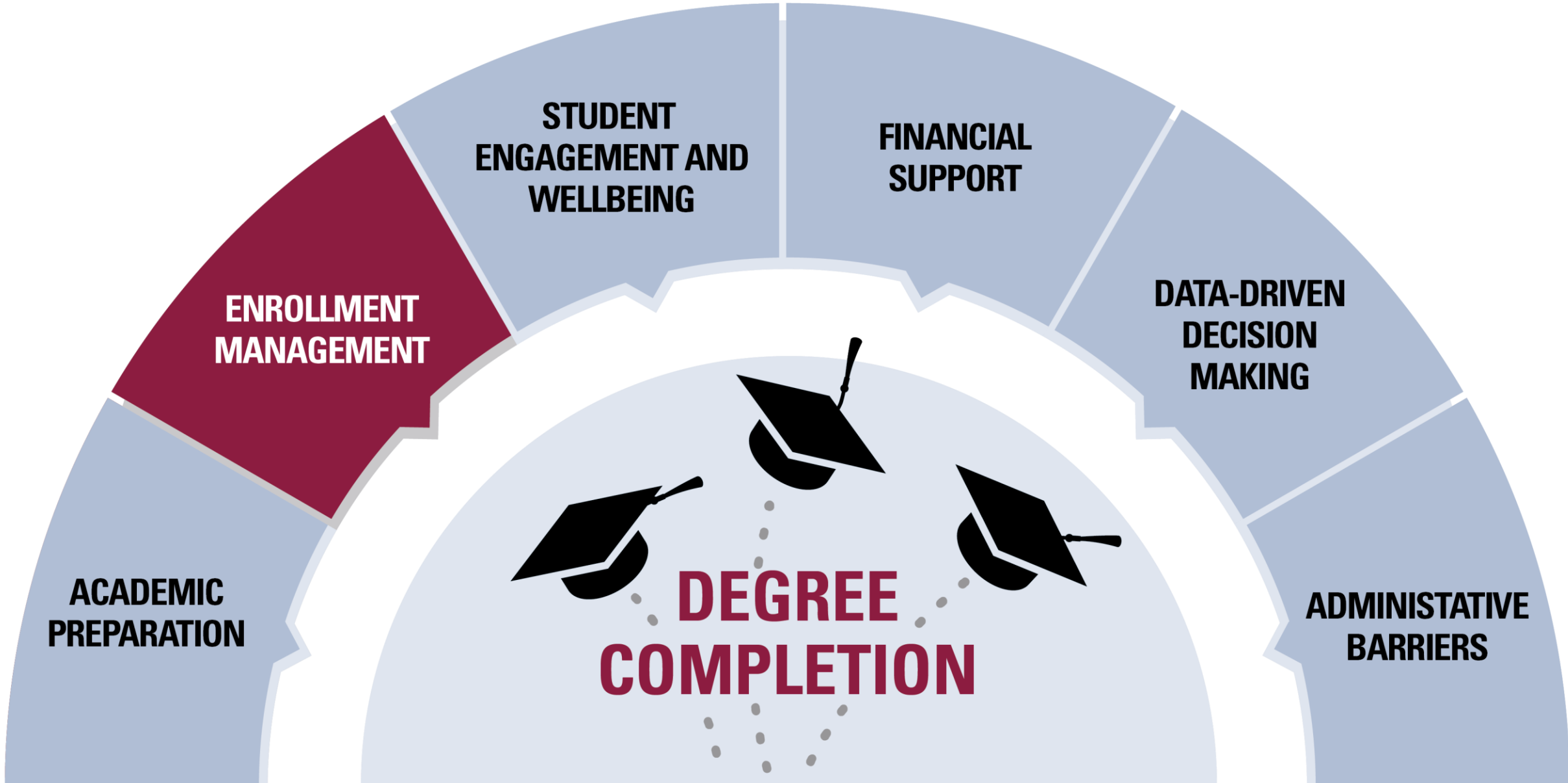
CSU FALL MATH COURSE OUTCOMES

	MATH 2017	MATH 2018	CHANGE
Students in Need of Additional Academic Support	17,371	17,417	+46 Students
Attempted a Lower-Division Course	1,438	11,988	+10,550 Students
Number of Students Who Completed a Lower-Division Course	950	7,952	+7,002 Students
Percentage of Students Who Completed a Lower-Division Course	66%	66%	Unchanged



The California State University

GRADUATION INITIATIVE 2025



ACADEMIC
PREPARATION

ENROLLMENT
MANAGEMENT

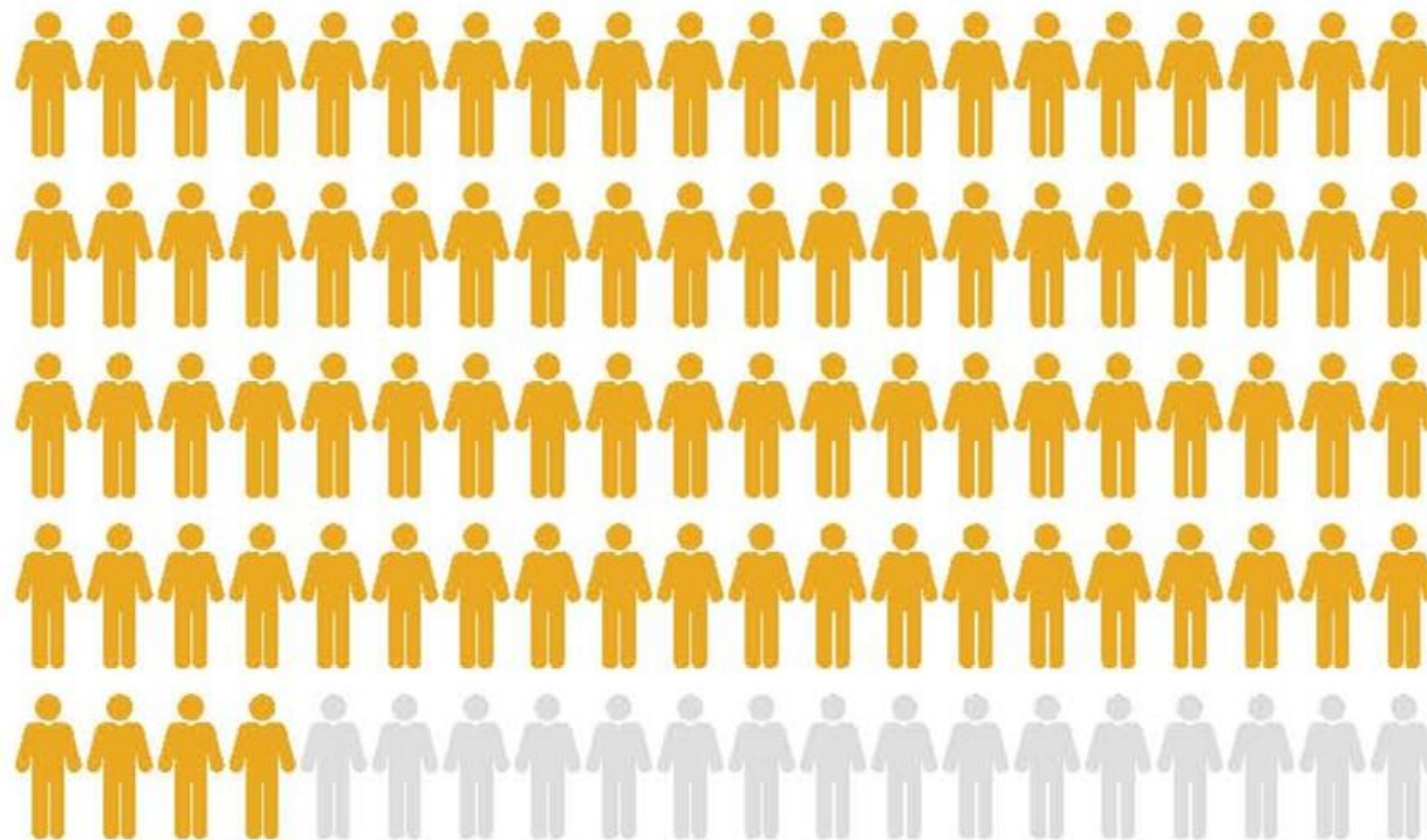
STUDENT
ENGAGEMENT AND
WELLBEING

FINANCIAL
SUPPORT

DATA-DRIVEN
DECISION
MAKING

ADMINISTRATIVE
BARRIERS

DEGREE
COMPLETION



84% of students nationally expect to graduate in 4 years.*

*Cooperative Institutional Research Program (CIRP) and the Higher Educational Research Institute (HERI) at UCLA, 2015.

FINISH IN FOUR

A T S A C R A M E N T O S T A T E

It starts with taking 15 units per semester.

Finishing in four years saves money, can result in better grades, and gets your career started sooner. Since 120 units are the minimum required for a bachelor's degree, it means taking at least 15 units per semester.

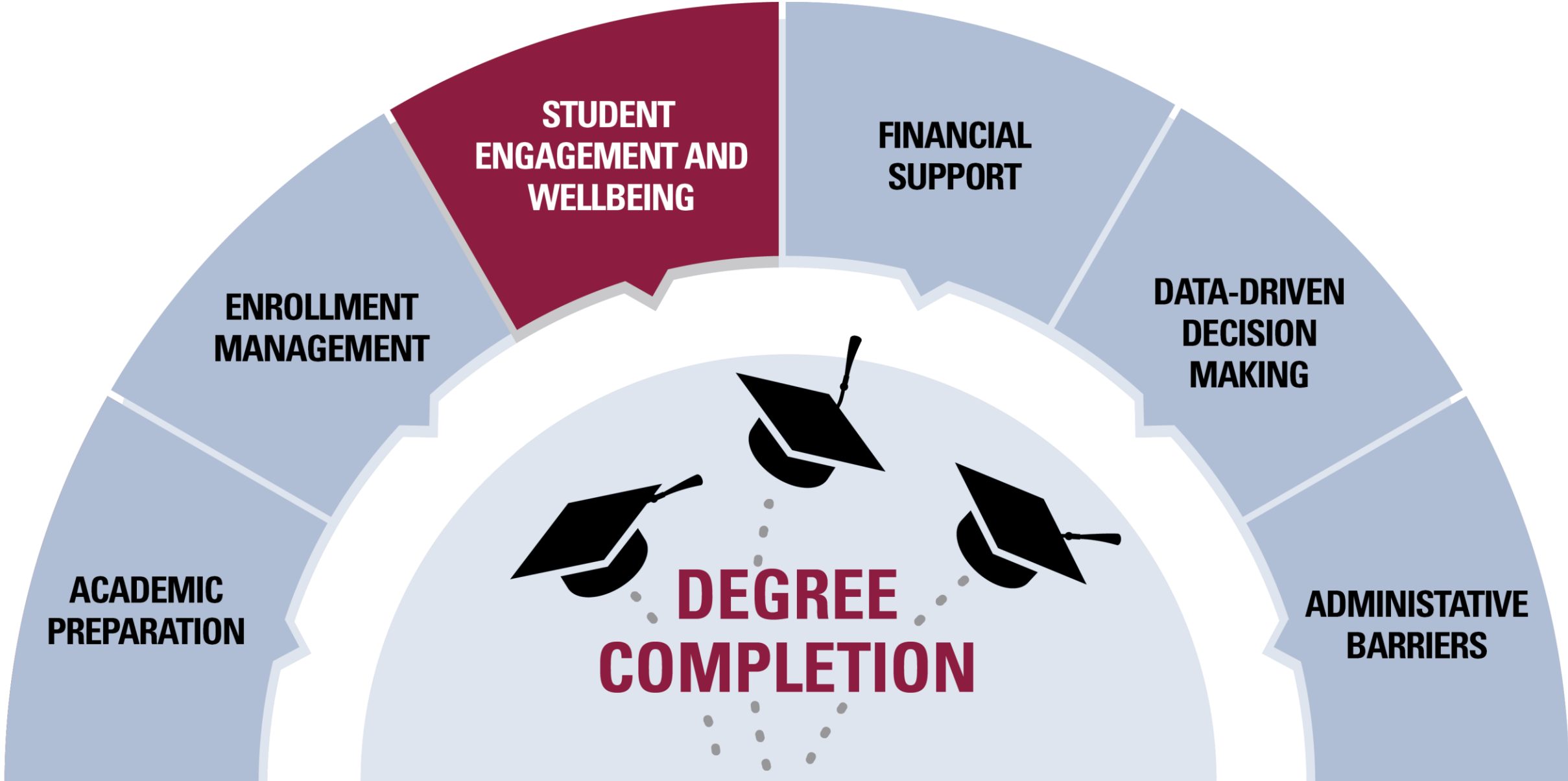
Improvements in Advising

- How do we increase the percentage of students who establish a degree plan before they begin taking classes?
- Can we improve the integration of data systems with advising to more effectively share information about student progress?
- What structural changes must occur to end “pinball advising,” where students are bounced from office to office in pursuit of guidance, permissions or clear answers?



The California State University

GRADUATION INITIATIVE 2025



JOIN OUR SCHOLARLY BROTHERHOOD

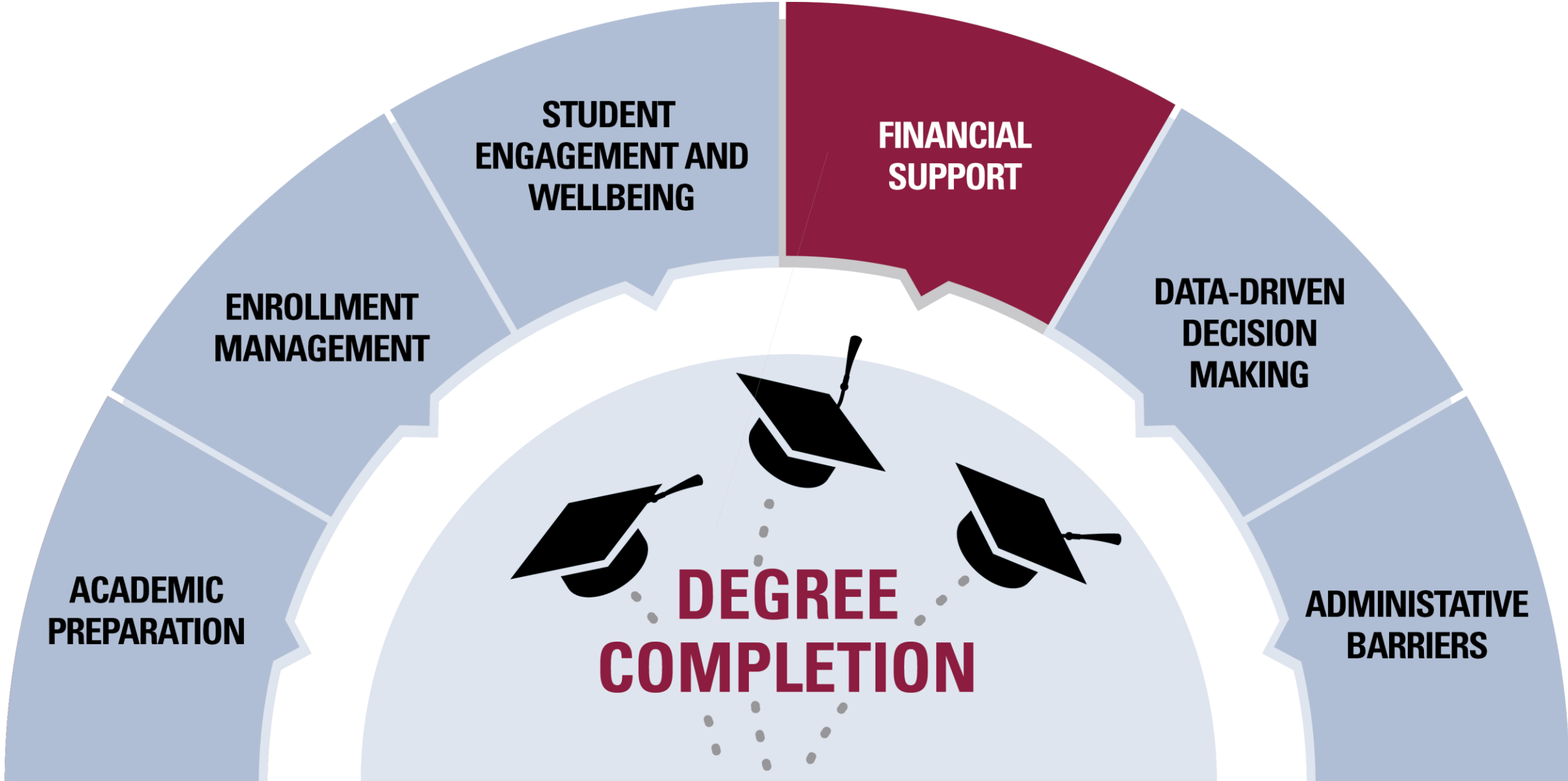


WHERE UNDERGRADUATE MEN OF COLOR ACHIEVE THE FULLNESS OF THEIR POTENTIAL



The California State University

GRADUATION INITIATIVE 2025

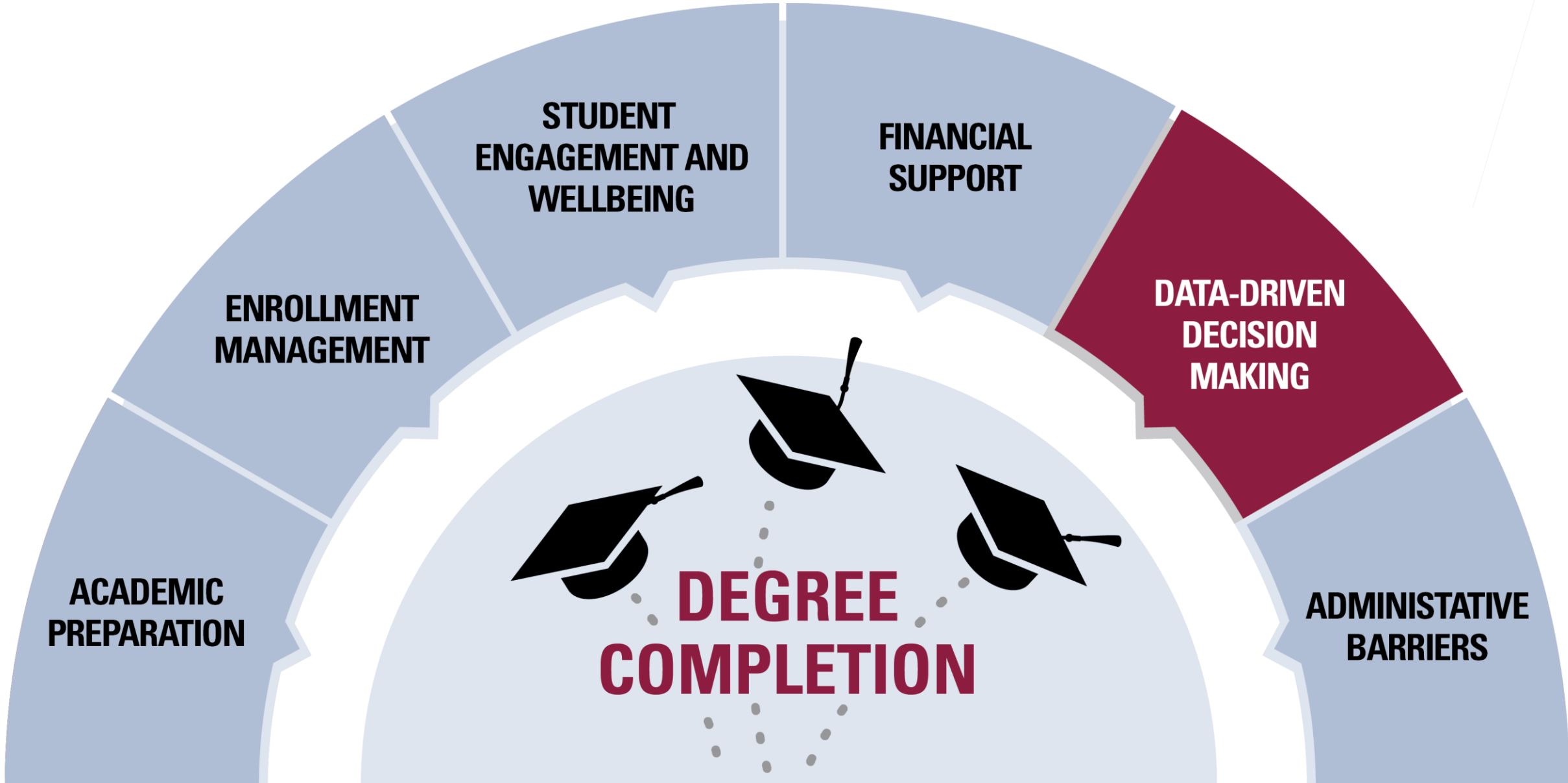






The California State University

GRADUATION INITIATIVE 2025



**ACADEMIC
PREPARATION**

**ENROLLMENT
MANAGEMENT**

**STUDENT
ENGAGEMENT AND
WELLBEING**

**FINANCIAL
SUPPORT**

**DATA-DRIVEN
DECISION
MAKING**

**ADMINISTRATIVE
BARRIERS**

**DEGREE
COMPLETION**

Welcome to the CSU Student Success Dashboards

Please select a dashboard below

Graduation Initiative 2025

Faculty Dashboard

CSU by the Numbers

Equity Gaps Dashboard New

Track Your Goals

Check your progress for Graduation Initiative 2025. [➤](#)

Faculty

Find out how students in your major are doing. [➤](#)

Historical Insights

Get insight into your historic graduation rate and equity gap trends. [➤](#)

Explore Your Equity Gaps

Find out what you can do to narrow equity gaps on your campus. [➤](#)

- Home
- Graduation Initiative
- Faculty Dashboard
- Who Are My Students?
- How Quickly Do They Progress?**
- What Paths Do They Follow?
- In Which Courses Do They Struggle?
- Are There Achievement Gaps?
- What Are Their Academic Outcomes?
- Which Students Leave Before Graduating?
- Which Students Enroll in Postgraduate Programs?
- CSU by the Numbers
- Equity Gaps Dashboard

How Quickly Do They Progress?

Bakersfield

School of Arts and Humanities

History

2012

First-Time Full-Time Freshmen

Student Progress

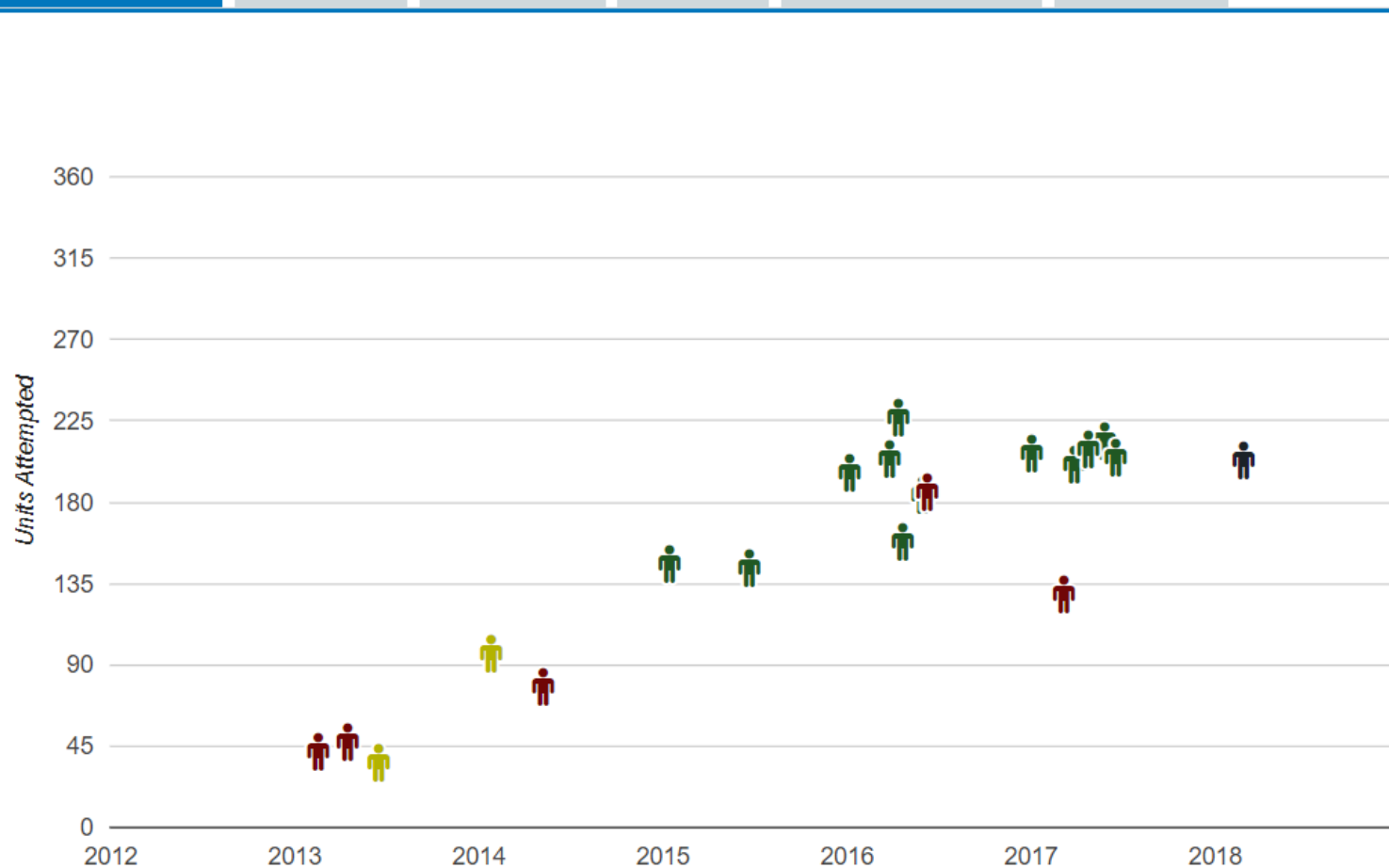
Chart FAQ

Data Tables

Methods

Applying This Data

Resources



Summary

2012 History Majors

20 Enrolled Students*

35% 4-yr Grad Rate

60% 6-yr Grad Rate

- The average total units attempted of all graduates was 187 units.

35% Dropout Rate

- 43% of these (3 out of 7) happened in the first year
- The average total units attempted of all dropouts was 84 units.

2 students who dropped out went on to graduate from another university.




■ Still Enrolled
 ■ Dropped Out
 ■ Graduated
 ■ Graduated Diff. Campus

Michelle Rippy

Assistant Professor

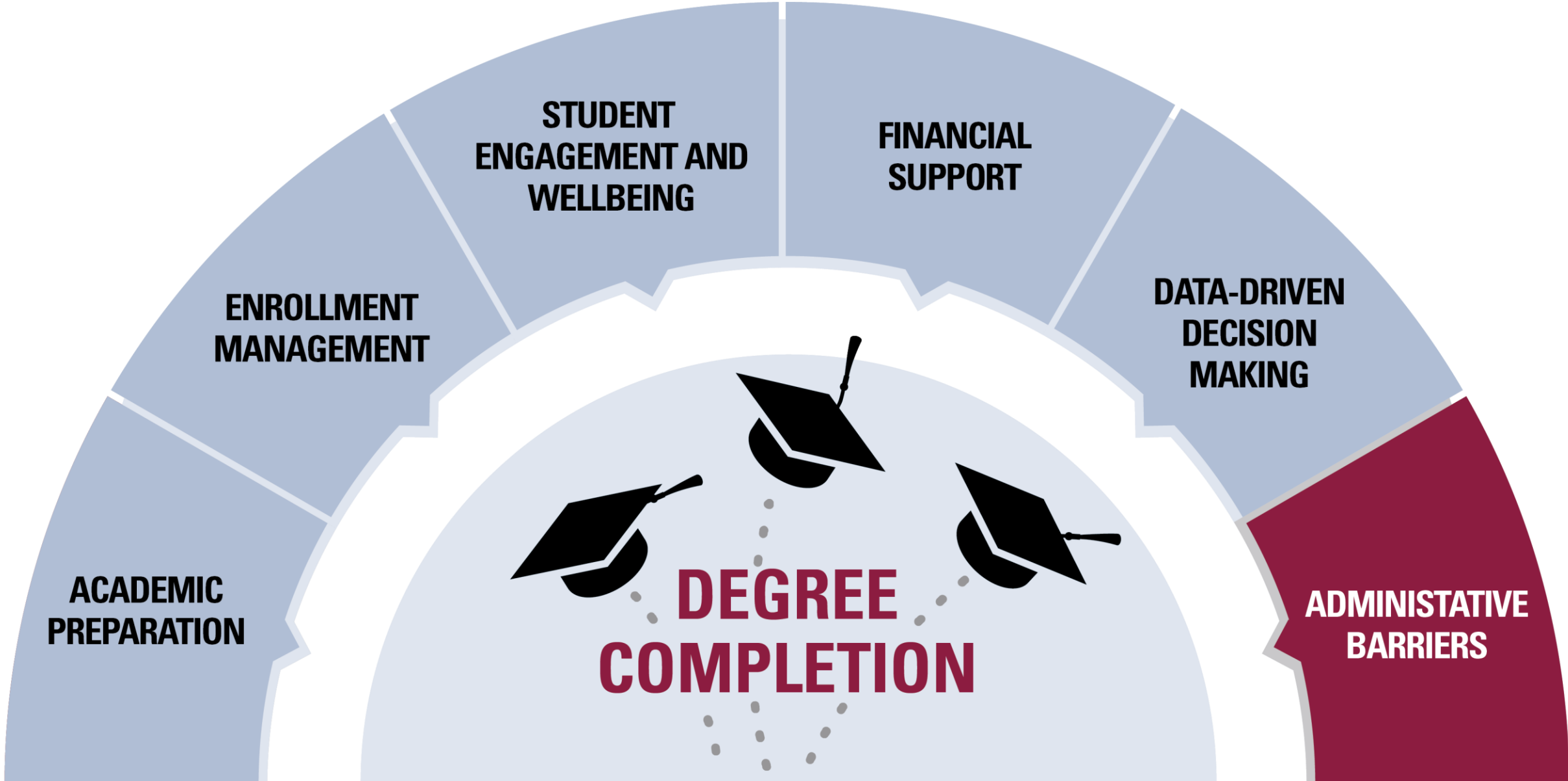
California State University, East Bay





The California State University

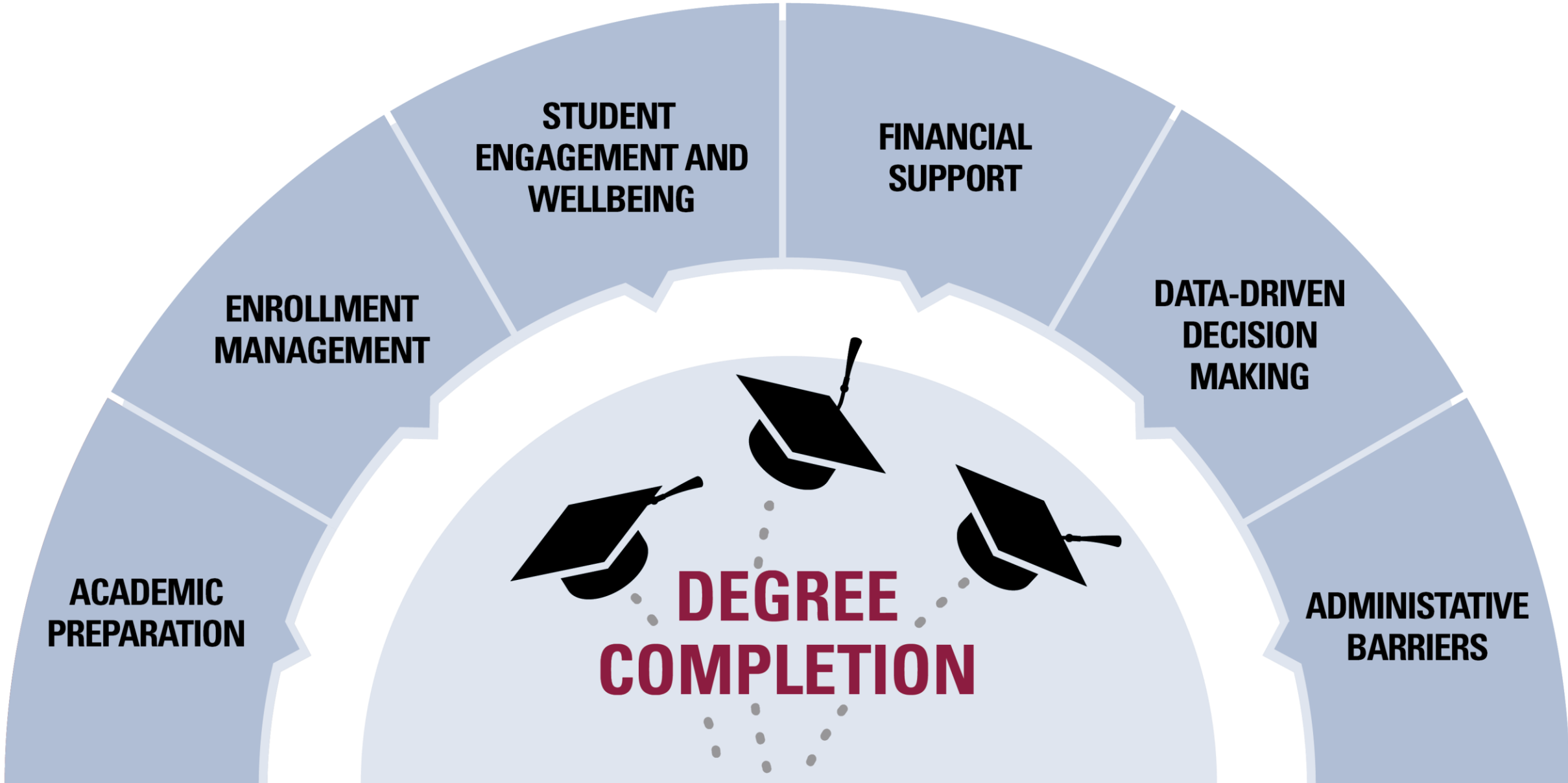
GRADUATION INITIATIVE 2025





The California State University

GRADUATION INITIATIVE 2025



**ACADEMIC
PREPARATION**

**ENROLLMENT
MANAGEMENT**

**STUDENT
ENGAGEMENT AND
WELLBEING**

**FINANCIAL
SUPPORT**

**DATA-DRIVEN
DECISION
MAKING**

**ADMINISTRATIVE
BARRIERS**

**DEGREE
COMPLETION**



CSU

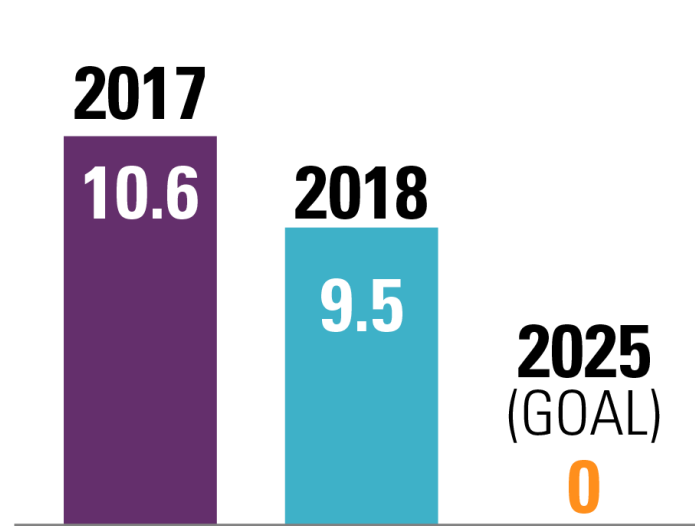
The California State University

CSU

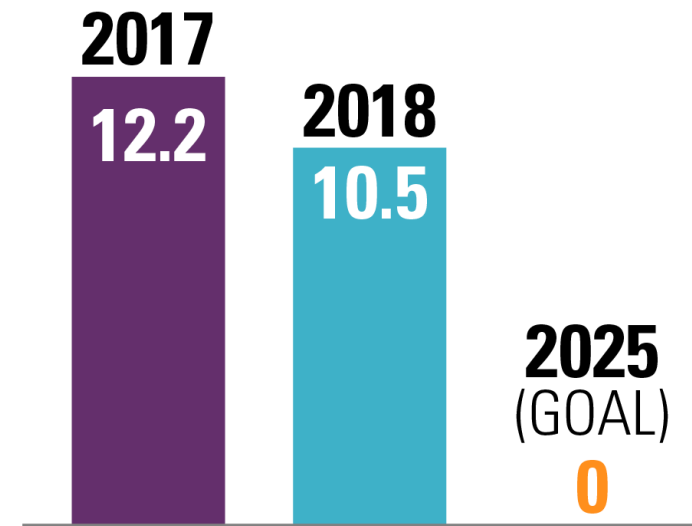
The California State University
GRADUATION INITIATIVE 2025

GRADUATION INITIATIVE 2025 GOALS: 2018 PROGRESS REPORT

Equity Gap for Pell-Eligible Students



Equity Gap for Underrepresented Students of Color



The equity gaps are closing while campuses are enrolling a greater percentage of underrepresented and Pell-eligible students

